







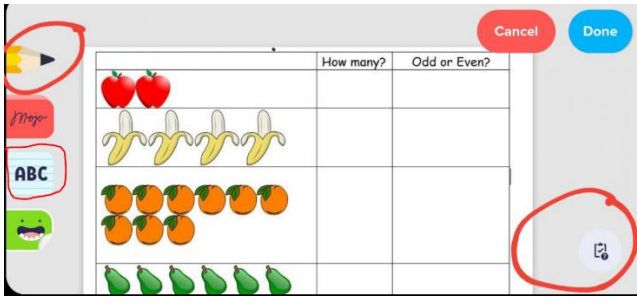
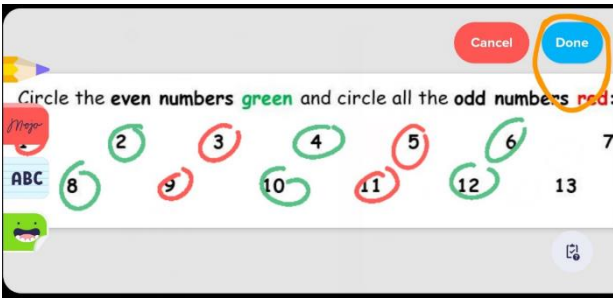
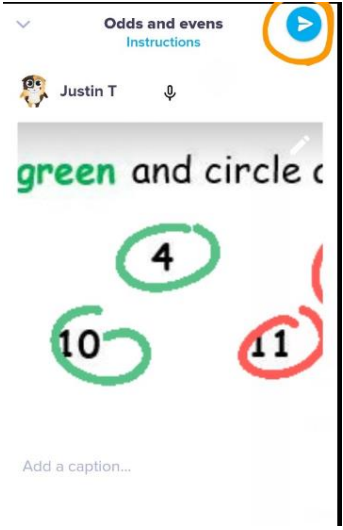


PORTFOLIO FUNCTION ON CLASS DOJO

 <p>14:42 📶</p> <h1 style="text-align: center;">ClassDojo</h1> <p style="text-align: center;">Stories</p>	<p>14:42 📶</p> <h2 style="text-align: center;">Choose account</h2> <div style="display: flex; justify-content: space-around;"> <div style="text-align: center;">  <p>Parent (You)</p> </div> <div style="text-align: center;">  <p>Jennifer Lopez Student</p> </div> </div>	<p>14:43 📶 59%</p> <p style="text-align: center;">Jennifer Lopez ⚙️</p> <div style="text-align: center; border: 1px solid gray; padding: 5px; margin: 5px;">  </div> <div style="text-align: center; border: 1px solid gray; padding: 5px; margin: 5px;"> <p style="color: red; font-weight: bold;">Demo Class</p> <p style="font-size: small;">Points 0 New today</p> <p style="font-size: small;">7 Activities ✔️</p> </div> <p style="font-size: small;">Recent Updates</p>	<p>14:44 📶 59%</p> <p style="text-align: center;">Demo Class</p> <div style="text-align: center; border: 1px solid gray; padding: 5px; margin: 5px;">  <p style="font-size: small;">Points 0 New today</p> </div> <p>To Do</p> <ul style="list-style-type: none"> <li style="border: 1px dashed gray; padding: 5px; margin-bottom: 5px;">  <p style="font-size: small;">On the attached letter, please... 30 Sep 2020</p> <li style="border: 1px dashed gray; padding: 5px; margin-bottom: 5px;">  <p style="font-size: small;">Maths 2 Sep 2020</p> <li style="border: 1px dashed gray; padding: 5px;">  <p style="font-size: small;">odds again 14 Aug 2020</p>
<p>Make sure you are on the student portfolio by clicking on the account symbol on the top left of the page</p>	<p>Select the student account</p>	<p>On the student page click on the blue tick with a number of activities written underneath (circled on here in red).</p>	<p>A list of activities will come up. Click on the activity you would like to complete.</p>
			
<p>Activities maybe set as a worksheet. Instructions can be found by clicking the symbol in the bottom right corner. The sheet can then be completed using the pencil or text tool.</p>	<p>Once you have completed the worksheet you will need to select 'Done' in the top right corner.</p>		
	<p>If you have been asked to send back your work as text or a photo. The Class Dojo asp takes you through each step and the work can be submitted clicking the blue arrow.</p> <p style="text-align: center;">Please do not hesitate to ring the office if you need further help or use the message function to return work as a photo.</p> <p style="text-align: center;">Good luck 😊</p>		
<p>On the next page you can write or record a message for your teacher then press the blue arrow to send.</p>			